

NIAC-YOUGOV
POLL
MAY-JUNE 2025

**VIEWS OF THE
IRANIAN-AMERICAN
COMMUNITY**



*With appreciation for our members and supporters,
whose pivotal support made this project possible.*

***Views of the Iranian-American community:
NIAC-YouGov Poll May-June 2025***

The Iranian-American community is a diverse group that has contributed enormously to all aspects of life in the United States. Yet, an empirically based understanding of the community's political views has often been limited. Those polls that have been conducted of the Iranian-American community have offered great insight, yet they have been few and far between.

At a critical period when issues of war and peace between the U.S. and Iran are being decided, and amid the implementation of a ban on processing visas for Iranians, the National Iranian American Council (NIAC) felt it was an ideal time to conduct a new and thorough poll of our community.

NIAC believes that this is the most comprehensive, rigorous and representative poll of the Iranian-American community to date, and it has been conducted by one of the nation's most respected pollsters in YouGov. YouGov programmed and hosted the survey while recruiting the sample of Iranian Americans. NIAC drafted the survey questions with consultation from YouGov and a number of esteemed experts in order to ensure clarity and neutrality.

The origins of this project stem from critical support from the Proteus Fund, which helped NIAC acquire a national list of registered voters in October 2024. We then refined the list utilizing innovative AI tools developed for this project, helping to identify more than 700,000 voters across all fifty states who could trace their heritage from Iran. NIAC tested this voter list in November in a text-banking campaign, generating a high response rate.

YouGov conducted this poll between May 10, 2025 and June 2, 2025, using a mix of mail-to-web and text-to-web outreach to the voter list and by recruiting Iranian Americans from YouGov's proprietary panel as well as partner sample providers. YouGov successfully reached 585 Iranian Americans in this multi-modal survey. Respondents had to self-identify as Iranian from a list of possible nations of heritage in order to be included in the survey. YouGov then weighted the respondents to a sampling frame that was constructed based on stratified sampling of the 2022 American Community Survey (ACS) public use microdata file. The margin of error for the findings in the Iranian American survey (adjusted for weights) is +/- 4.79%.

Additionally, to add to our understanding of these critical issues and the unique experience of Iranian Americans, YouGov conducted an additional general U.S. population comparative survey in which respondents were asked some of the same questions included in the survey of Iranian Americans. This comparative survey of the general U.S. population was conducted between May 9 and May 30, 2025. YouGov interviewed 1,239 respondents who were then matched down to a sample of 1,000 to produce the final dataset. The respondents were matched to a sampling frame on gender, age, race, and education. The margin of error for the findings in the general population survey (adjusted for weights) is +/-3.5 %.

Topline Findings

All readers should note that the findings reflect opinion BEFORE Israel initiated hostilities with Iran beginning on June 12, 2025, and U.S. President Donald Trump joined hostilities against Iran on June 21, 2025. It is the opinion of the National Iranian American Council that these recent events are highly likely to have impacted opinion in the Iranian-American community, as well as the general population, regarding the issues covered in the survey. Nevertheless, this poll was conducted at a critical time and we look forward to the opportunity to follow up and determine how opinions may have shifted in light of recent events.

Finding 1: a majority of Iranian Americans oppose U.S. military action against Iran, 53%-36% , with a plurality of 37% saying they “strongly oppose” U.S. attacks on Iran.

NIAC staff expects this number has shifted in light of recent events and looks forward to testing out whether opposition to military strikes on Iran has grown within the community.

Finding 2: A strong majority of Iranian Americans supports a new agreement that guards against Iran securing nuclear weapons, 62% – 24%, with a plurality (33%) strongly supporting such an agreement.

Support for a new nuclear agreement with Iran is reflected in the general population as well, 63% - 12%.

Finding 3: For the 24% of the Iranian-American community that opposed a new nuclear agreement with Iran, 55% indicated that they opposed an agreement out of concern that it could strengthen the Iranian government. Similarly, 52% of the opponents of a deal in the Iranian-American community said they would oppose any agreement with the Iranian government.

By contrast, only 9% of opponents of a new nuclear agreement with Iran indicated that they do not want Iran to limit its nuclear program.

Finding 4: Among the 62% of Iranian-American respondents who support a new nuclear agreement with Iran, a strong majority of 62% said their support is out of hope that an agreement could improve the lives of the Iranian people. Additionally, 59% of those respondents indicated their support is because they do not want there to be a war.

When the same question was posed to a general population sample of Americans, similar shares support a new agreement, but the mix of reasons for their support for this new agreement was slightly different. For the 63% of the general population respondents that support a new agreement, a strong majority of 60% signaled that they did so because they do not want Iran’s government to secure a nuclear weapon. Likewise, 60% of those same respondents indicated their support is because they do not want there to be a war. By contrast, 35% said their support was out of hope that a new nuclear agreement could improve the lives of the Iranian people.

Finding 5: Among both Iranian Americans and the general population, diplomacy is ranked as likely to be the most successful in addressing a range of concerns with the Iranian government - including on Iran's nuclear program, human rights and regional security - in contrast to both war and military action and sanctions.

Nearly half of Iranian Americans (49%) believe diplomatic negotiations will be most successful in preventing Iran from securing nuclear weapons. By contrast, just 22% said war or military operations would be the most effective means to prevent a nuclear-armed Iran, while 8% cited sanctions. The remainder either didn't believe the U.S. should pursue this goal (8%) or gave some other answer (13%).

Finding 6: a majority of Iranian Americans (52%) believe that the U.S. should target sanctions narrowly against Iran's leadership, but not the entire economy. By contrast, 21% believe sanctions should be broad and target the entire Iranian economy while 14% believe the U.S. should not sanction Iran at all.

Finding 7: a strong majority of Iranian Americans (62%) believes the U.S. should focus more on human rights in Iran. By contrast, 15% believes the current U.S. focus is appropriate and 7% believes the U.S. focuses too much on this issue.

Finding 8: a strong majority of Iranian Americans opposes the travel ban, 66% - 26%, which President Trump imposed on June 5, 2025, halting the issuance of visas to Iranians. A clear plurality (48%) strongly opposes the travel ban.

Finding 9: The polling indicates that, while there are a diversity of views in the Iranian-American community, President Trump and his policies toward Iran and Iranians have rarely received support from a majority of the Iranian-American community. This is apparent in recent elections, where Kamala Harris received an estimated 53% of the Iranian-American vote, in contrast to Donald Trump receiving an estimated 39% of the Iranian-American vote. In the 2020 election, the contrast was more stark, with Joe Biden receiving an estimated 65% of the Iranian-American vote in contrast to just 32% for Donald Trump. It is also evident in views toward Trump's decision to exit the Iran nuclear deal, opposed by a margin of 47% - 36% amongst the Iranian-American community. A strong majority also opposes the travel ban, 66% - 26%.

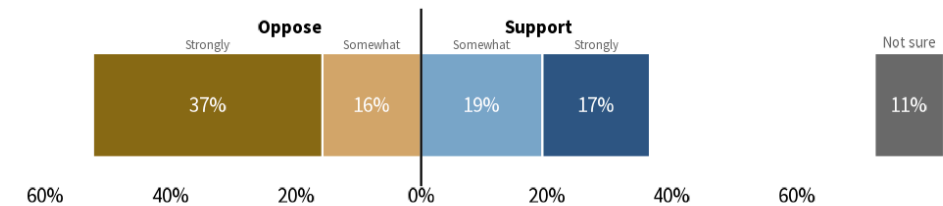
Finding 10: Most Iranian Americans oppose Israel's military actions in Gaza, 60% - 32%. A plurality of 44% strongly opposes Israel's military actions in Gaza. By contrast, the general population is more evenly split in this poll (with a much larger share saying they are 'not sure' – 26% in the general population compared to 8% among Iranian Americans).

Policy Opinions

What is your position regarding possible U.S. military action against Iran?

Iranian-Americans' views on U.S. military action against Iran

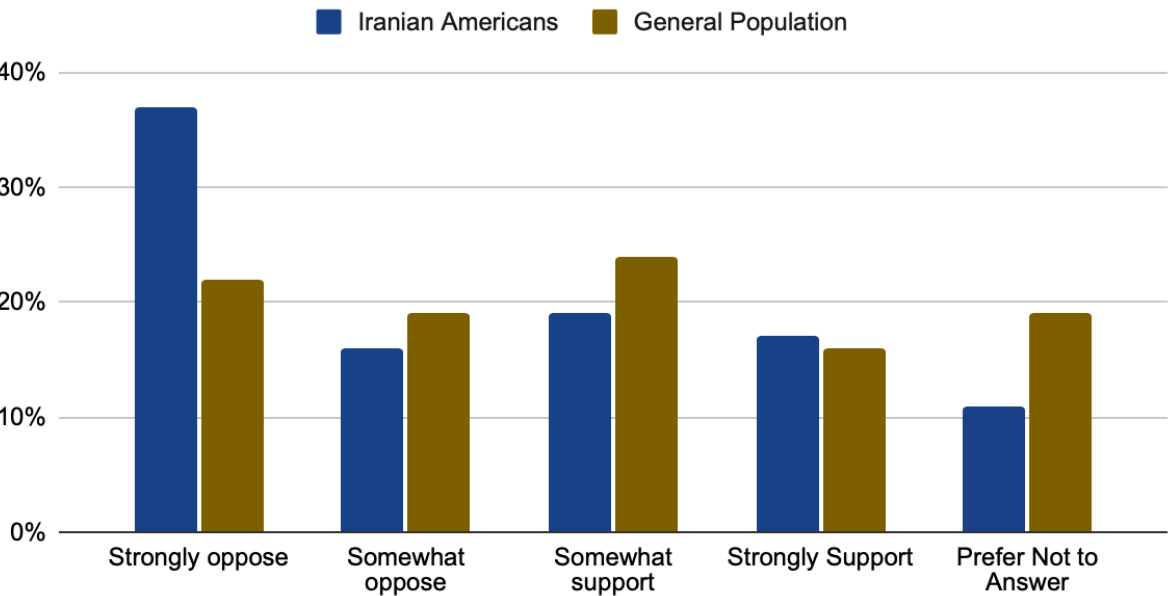
% who say they would ___ U.S. military action against Iran



Source: NIAC Iranian-American Survey conducted by YouGov May 10 - June 2, 2025.

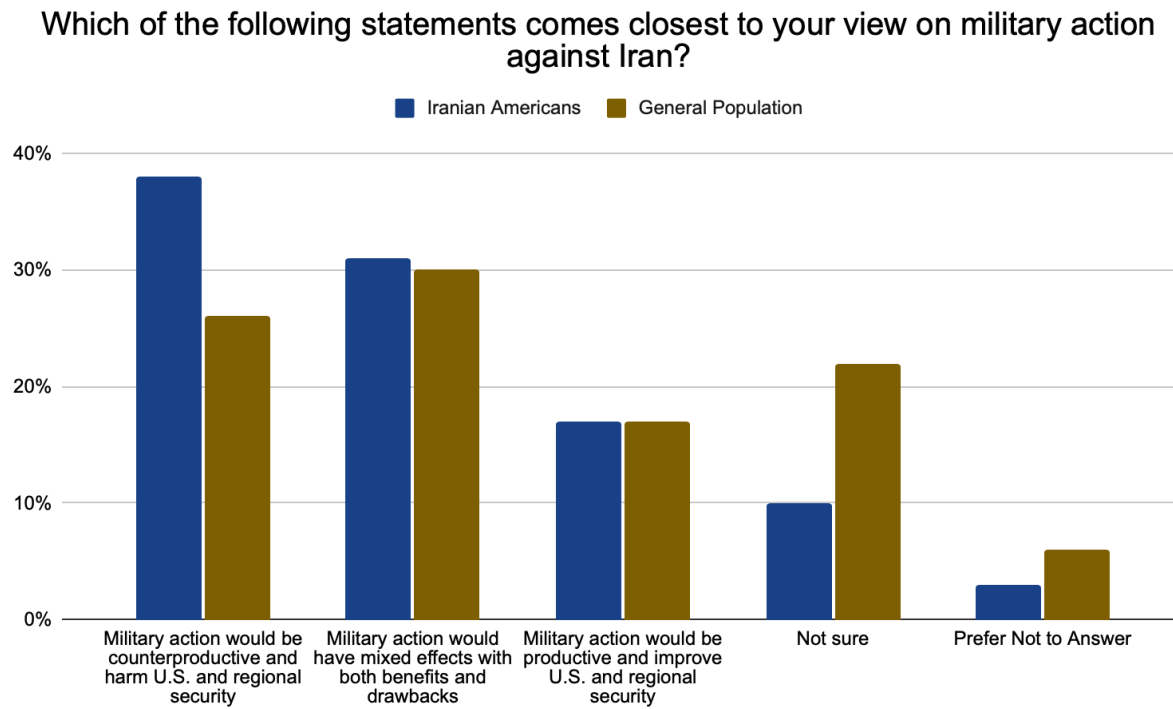
Note: Weighted percentages shown.

What is your position regarding possible U.S. military action against Iran?



	Iranian Americans	General Population
Strongly oppose	37%	22%
Somewhat oppose	16%	19%
Somewhat support	19%	24%
Strongly Support	17%	16%
Prefer Not to Answer	11%	19%

Some people believe military action against Iran would improve U.S. and Middle Eastern security, while others believe it would worsen the situation. Which of the following statements comes closest to your view?

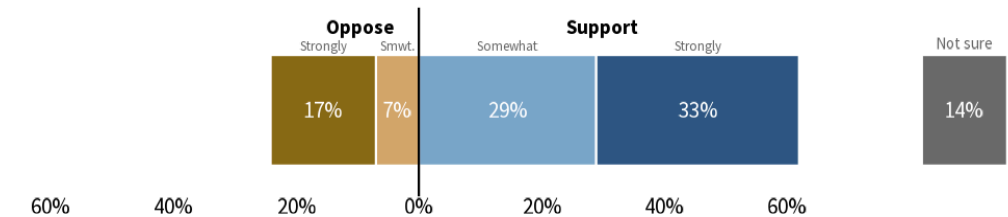


	Iranian Americans	General Population
Military action would be counterproductive and harm U.S. and regional security	38%	26%
Military action would have mixed effects with both benefits and drawbacks	31%	30%
Military action would be productive and improve U.S. and regional security	17%	17%
Not sure	10%	22%
Prefer Not to Answer	3%	6%

Some have suggested that the U.S. and Iran could negotiate a new agreement that guards against Iran securing nuclear weapons. What best describes your views toward a new nuclear agreement between the U.S. and Iran?

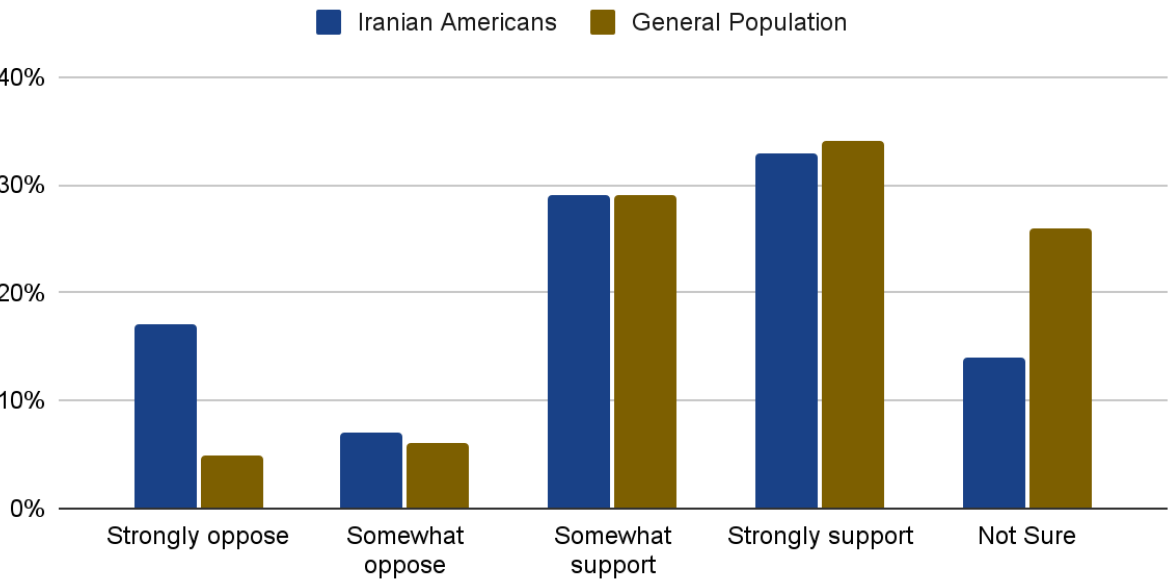
Iranian-Americans' views on a new nuclear agreement with Iran

% who ___ pursuing a new nuclear agreement with Iran



Source: NIAC Iranian-American Survey conducted by YouGov May 10 - June 2, 2025.
Note: Weighted percentages shown.

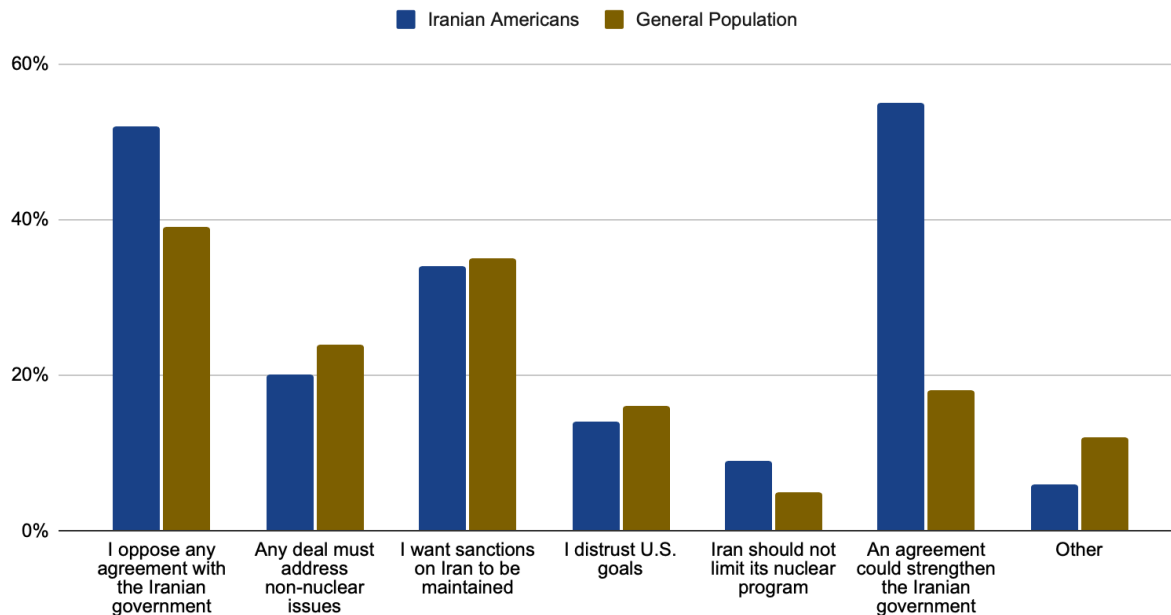
What best describes your views toward a new nuclear agreement between the U.S. and Iran?



	Iranian Americans	General Population
Strongly oppose	17%	5%
Somewhat oppose	7%	6%
Somewhat support	29%	29%
Strongly support	33%	34%
Not Sure	14%	26%

For those 24% of Iranian-American respondents and 11% of general-population respondents who oppose a new nuclear agreement with Iran, what best describes why you oppose an agreement? (Select all that apply)

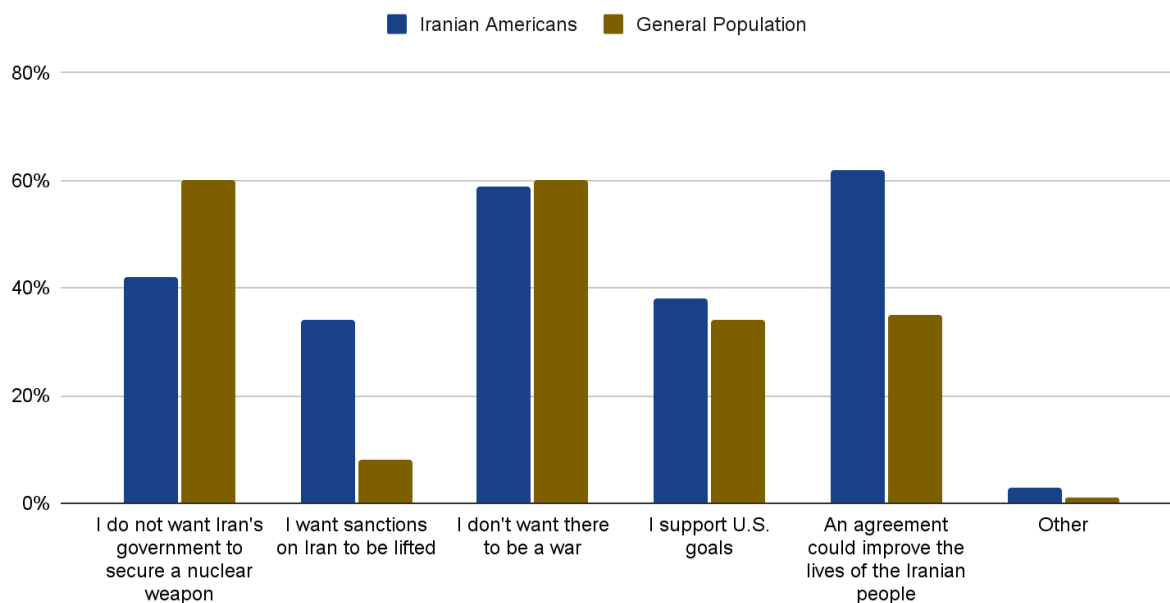
What best describes why you oppose a new nuclear agreement between the U.S. and Iran?



	Iranian Americans	General Population
I oppose any agreement with the Iranian government	52%	39%
Any deal must address non-nuclear issues	20%	24%
I want sanctions on Iran to be maintained	34%	35%
I distrust U.S. goals	14%	16%
Iran should not limit its nuclear program	9%	5%
An agreement could strengthen the Iranian government	55%	18%
Other	6%	12%

For those 62% of Iranian-American respondents and 63% of general population respondents who support a new nuclear agreement, what best describes why you support an agreement? (Select all that apply)

What best describes why you support a new nuclear agreement between the U.S. and Iran?

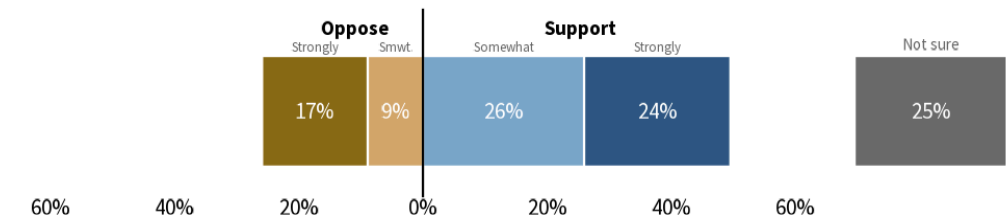


	Iranian Americans	General Population
I do not want Iran's government to secure a nuclear weapon	42%	60%
I want sanctions on Iran to be lifted	34%	8%
I don't want there to be a war	59%	60%
I support U.S. goals	38%	34%
An agreement could improve the lives of the Iranian people	62%	35%
Other	3%	1%

How did you view the 2015 nuclear agreement between the U.S. and Iran, known as the Joint Comprehensive Plan of Action?

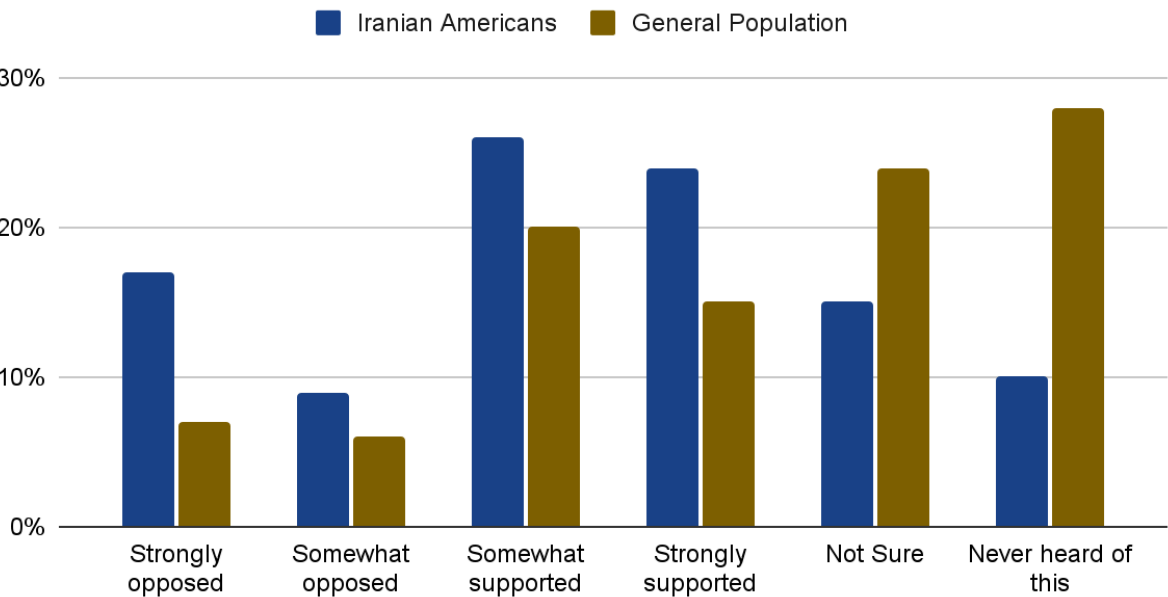
Iranian-Americans' views on the Joint Comprehensive Plan of Action

% who ___ the JCPOA nuclear agreement with Iran



Source: NIAC Iranian-American Survey conducted by YouGov May 10 - June 2, 2025.
Note: Weighted percentages shown.

How did you view the 2015 nuclear agreement between the U.S. and Iran (JCPOA)?

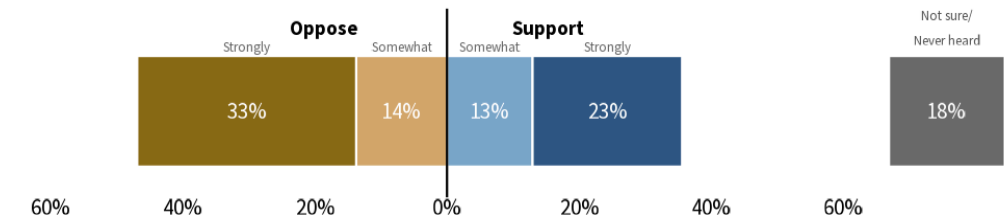


	Iranian Americans	General Population
Strongly opposed	17%	7%
Somewhat opposed	9%	6%
Somewhat supported	26%	20%
Strongly supported	24%	15%
Not Sure	15%	24%
Never heard of this	10%	28%

How did you view Donald Trump's 2018 decision to exit the 2015 nuclear agreement between the U.S. and Iran, known as the Joint Comprehensive Plan of Action?

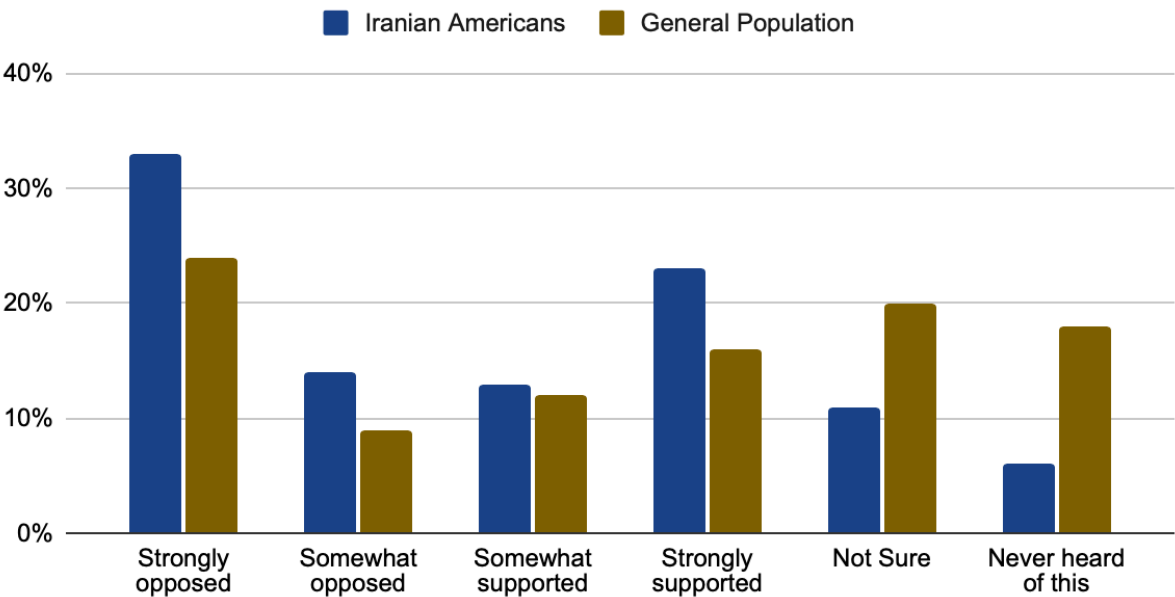
Iranian-Americans' views on Trump's 2018 decision to exit the JCPOA

% who ___ President Trump's 2018 decision to withdraw from the nuclear agreement



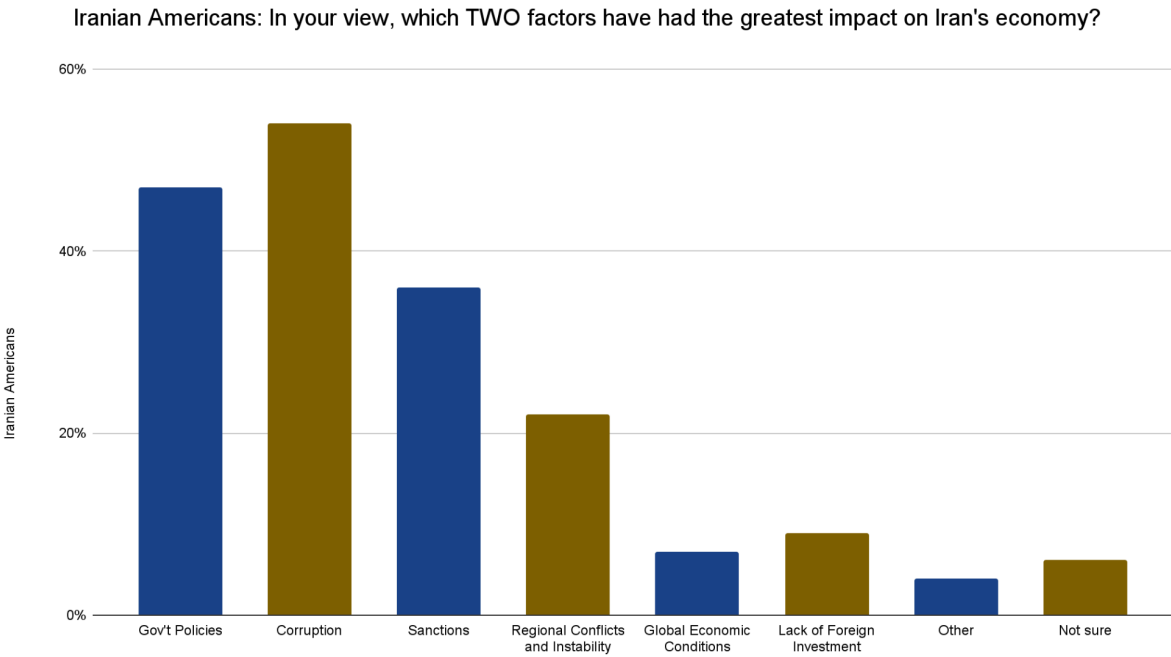
Source: NIAC Iranian-American Survey conducted by YouGov May 10 - June 2, 2025.
Note: Weighted percentages shown.

How did you view Donald Trump's 2018 decision to exit the 2015 nuclear agreement between the U.S. and Iran (JCPOA)?



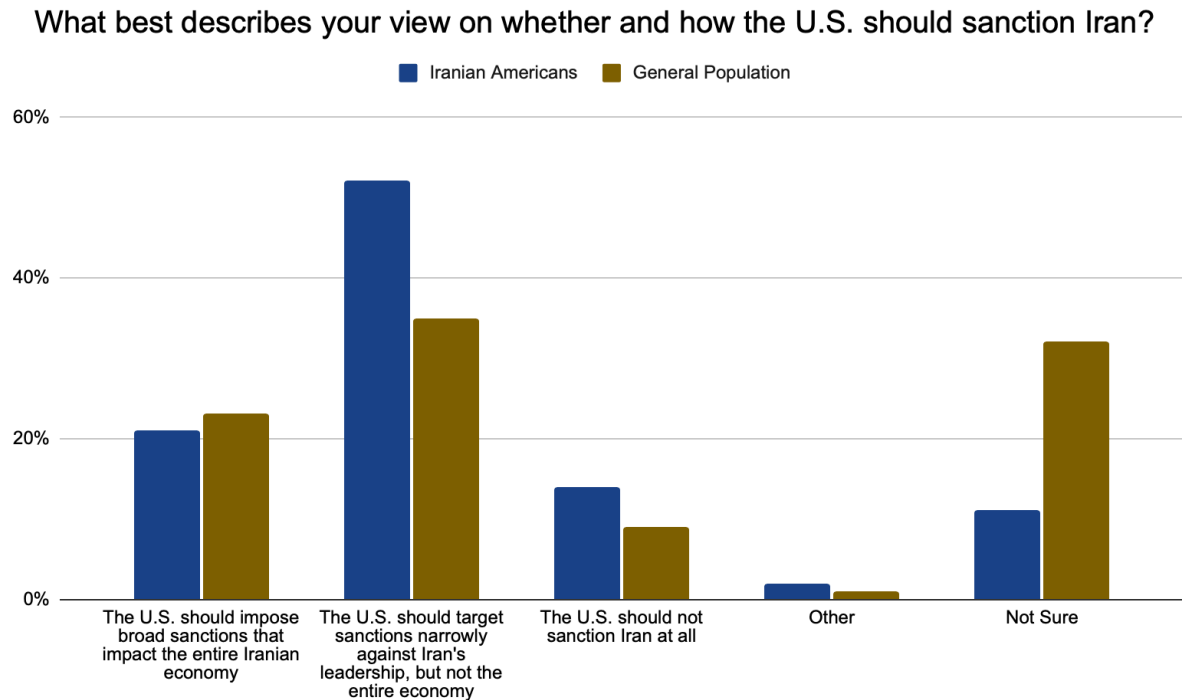
	Iranian Americans	General Population
Strongly opposed	33%	24%
Somewhat opposed	14%	9%
Somewhat supported	13%	12%
Strongly supported	23%	16%
Not Sure	11%	20%
Never heard of this	6%	18%

Many factors have been suggested as causes for Iran's economic challenges. In your view, which TWO factors have had the greatest impact on Iran's economy? (Select up to two)



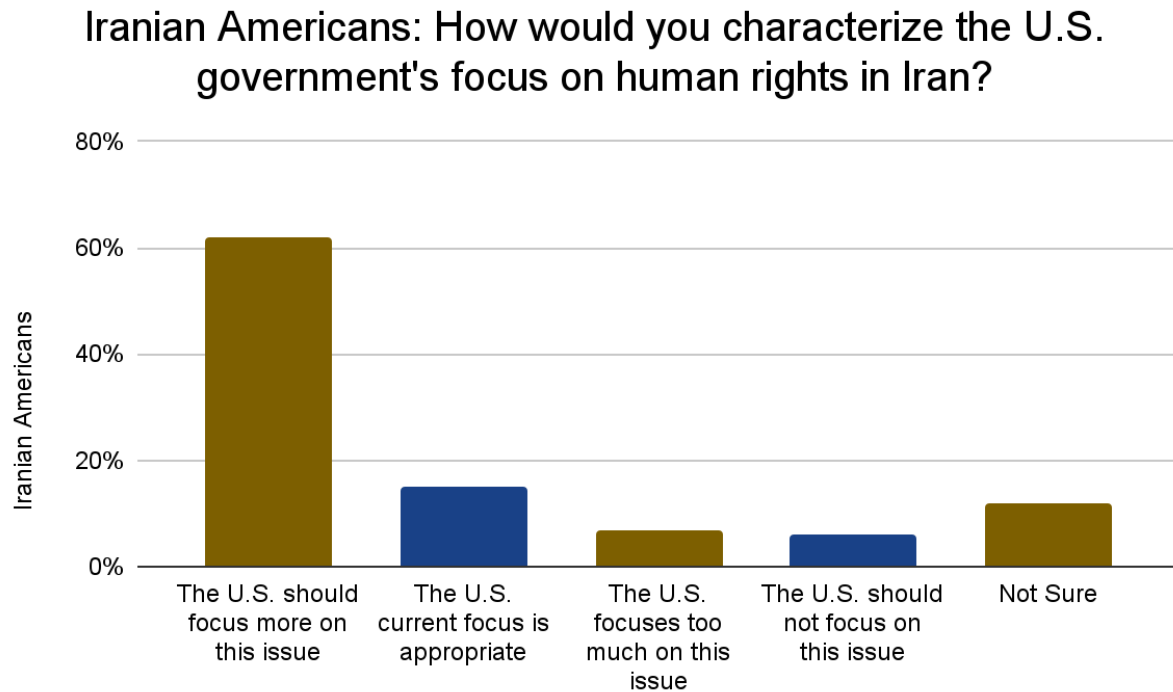
	Iranian Americans	General Population
Iranian Government Economic Policies	47%	26%
Corruption	54%	34%
Sanctions	36%	26%
Regional Conflicts and Instability	22%	32%
Global Economic Conditions	7%	8%
Lack of Foreign Investment	9%	7%
Other	4%	5%
Not sure	6%	27%

What best describes your view on whether and how the U.S. should sanction Iran?



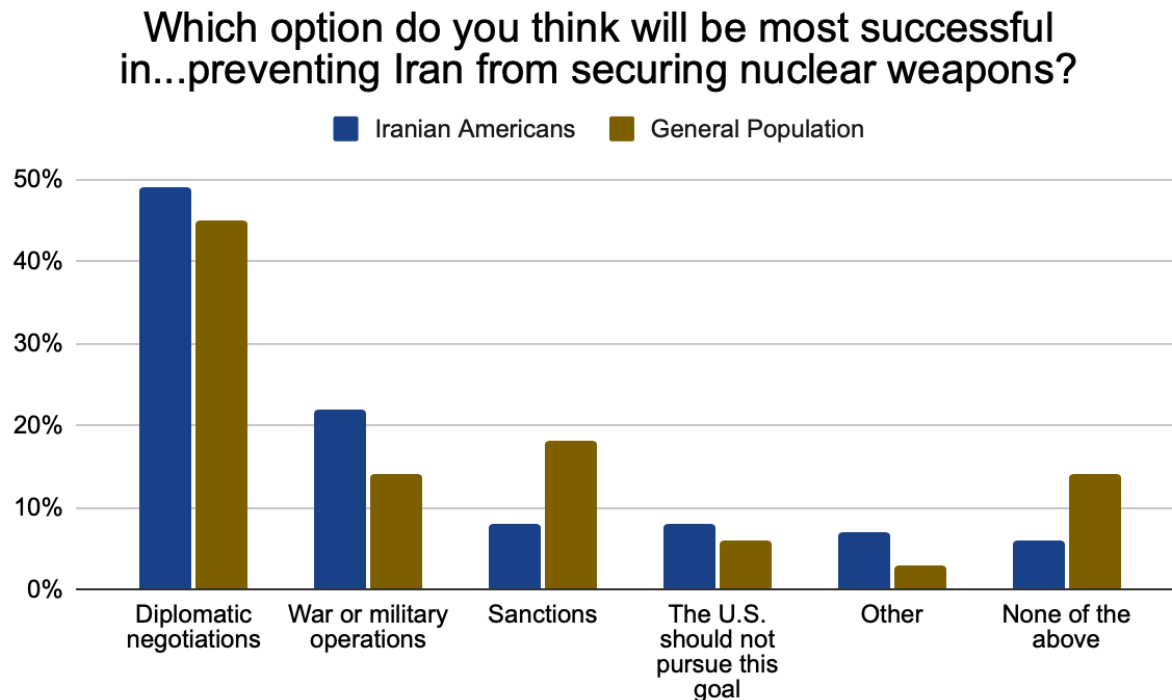
	Iranian Americans	General Population
The U.S. should impose broad sanctions that impact the entire Iranian economy	21%	23%
The U.S. should target sanctions narrowly against Iran's leadership, but not the entire economy	52%	35%
The U.S. should not sanction Iran at all	14%	9%
Other	2%	1%
Not Sure	11%	32%

How would you characterize the U.S. government's focus on human rights in Iran?



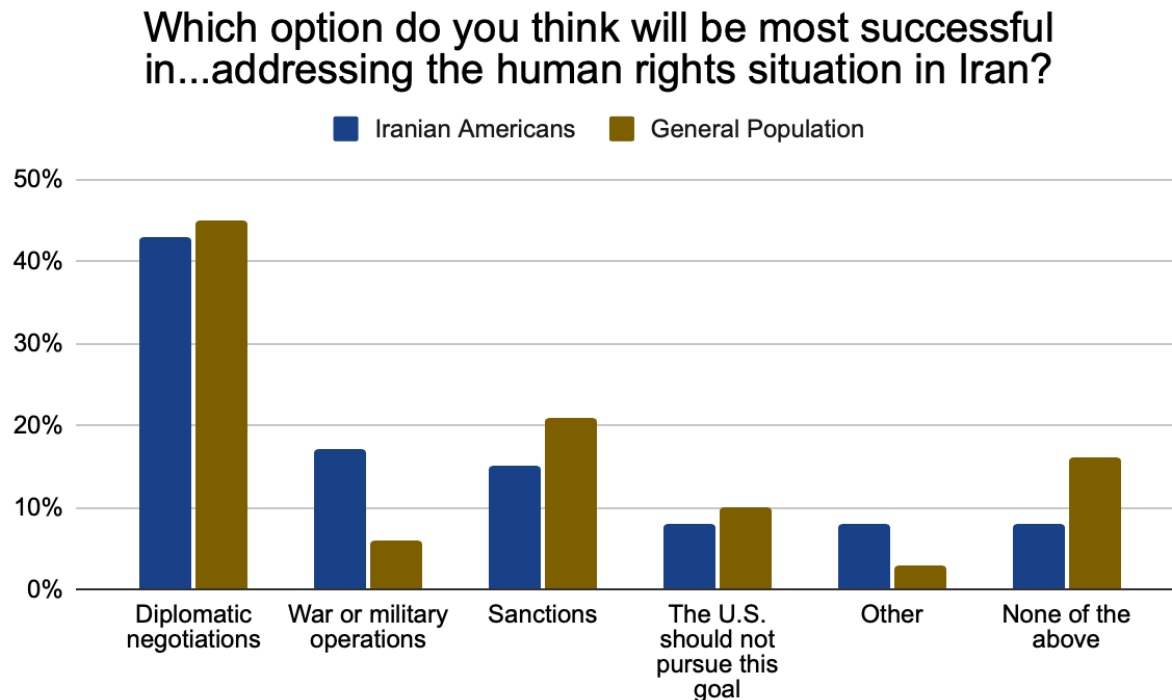
	Iranian Americans	General Population
The U.S. should focus more on this issue	62%	30%
The U.S. current focus is appropriate	15%	26%
The U.S. focuses too much on this issue	7%	5%
The U.S. should not focus on this issue	6%	9%
Not Sure	12%	30%

Which option do you think will be most successful in...preventing Iran from securing nuclear weapons?



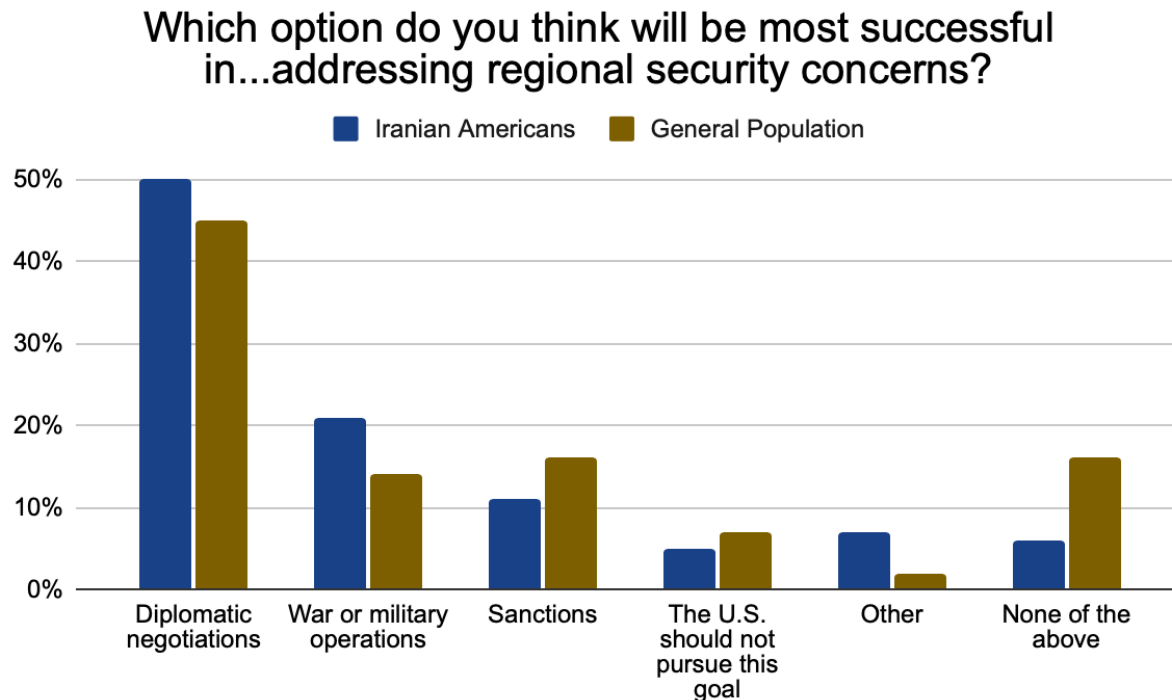
	Iranian Americans	General Population
Diplomatic negotiations	49%	45%
War or military operations	22%	14%
Sanctions	8%	18%
The U.S. should not pursue this goal	8%	6%
Other	7%	3%
None of the above	6%	14%

Which option do you think will be most successful in...addressing the human rights situation in Iran?



	Iranian Americans	General Population
Diplomatic negotiations	43%	45%
War or military operations	17%	6%
Sanctions	15%	21%
The U.S. should not pursue this goal	8%	10%
Other	8%	3%
None of the above	8%	16%

Which option do you think will be most successful in...addressing regional security concerns?

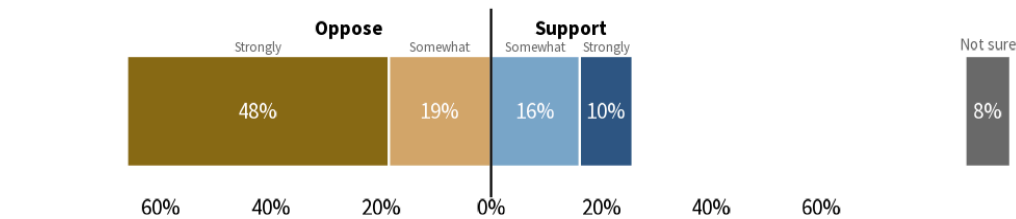


	Iranian Americans	General Population
Diplomatic negotiations	50%	45%
War or military operations	21%	14%
Sanctions	11%	16%
The U.S. should not pursue this goal	5%	7%
Other	7%	2%
None of the above	6%	16%

Some have suggested that the U.S. should impose a travel ban that halts the issuance of visas to Iranians and other nationals from certain countries, citing security concerns. What best describes your opinion on the proposal to halt the issuance of visas to Iranians?

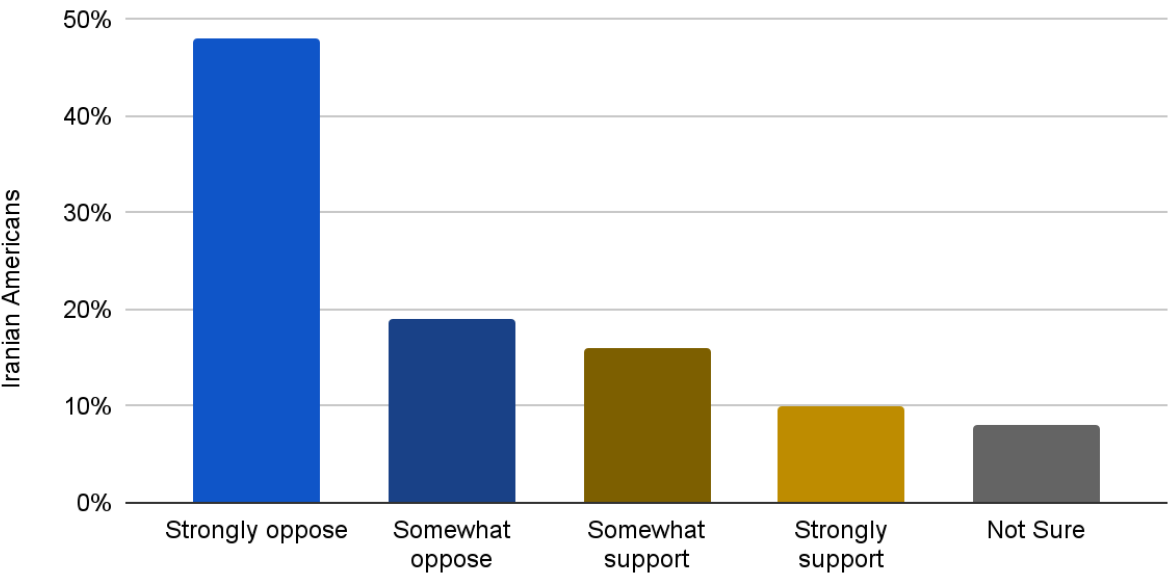
Iranian-Americans' views on halting visas to Iranians

% who would ___ halting the issuance of visas to people from Iran



Source: NIAC Iranian-American Survey conducted by YouGov May 10 - June 2, 2025.
Note: Weighted percentages shown.

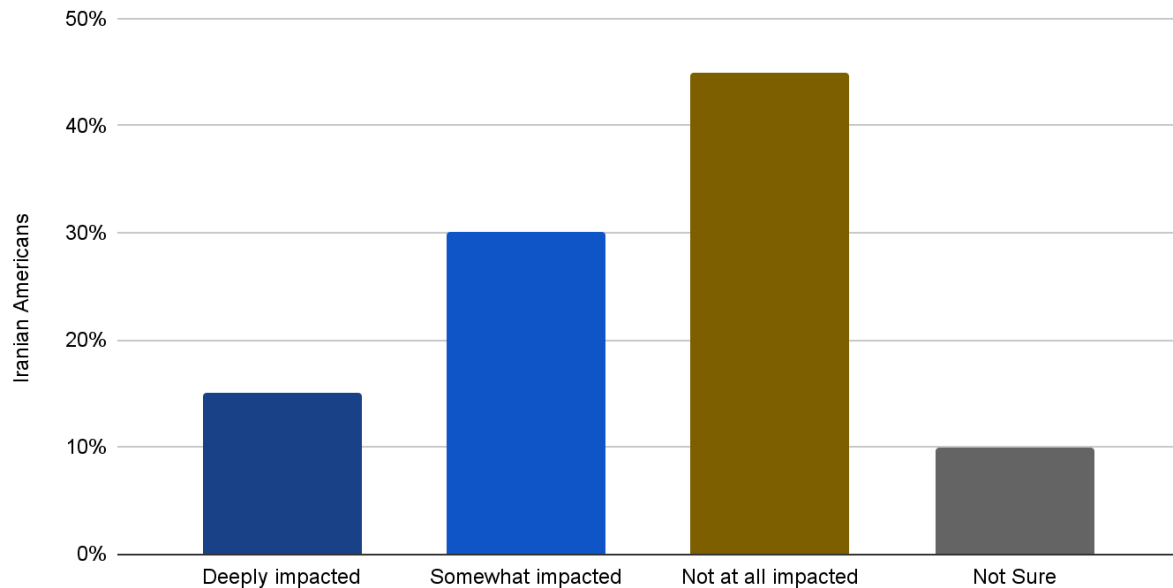
What best describes your opinion on the proposal to halt the issuance of visas to Iranians?



	Iranian Americans
Strongly oppose	48%
Somewhat oppose	19%
Somewhat support	16%
Strongly support	10%
Not Sure	8%

Were you or another member of your family (parents, spouse, fiancée, children, siblings, grandparents, uncles, aunts, first cousins, nephews, nieces) impacted by the travel bans that President Trump enacted in his first term in office?

Were you or another member of your family impacted by the travel bans that President Trump enacted in his first term in office?



	Iranian Americans
Deeply impacted	15%
Somewhat impacted	30%
Not at all impacted	45%
Not Sure	10%

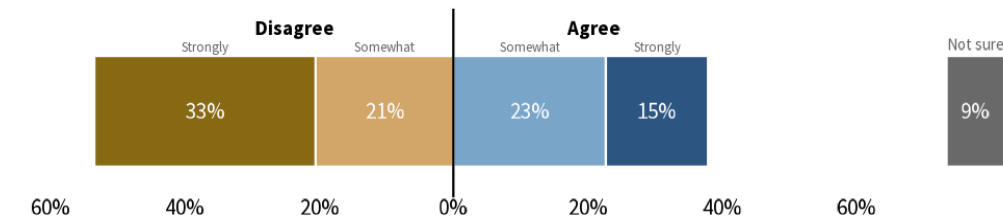
Do you know anyone (family, friends, colleagues) who was impacted by the travel bans that President Trump enacted in his first term in office?

	General Population
Yes, I know someone who was significantly impacted	5%
Yes, I know someone who was somewhat impacted	6%
No, I don't know anyone who was at all impacted	77%
Not Sure	11%

Do you agree or disagree with the following statement? I think the U.S. government takes the civil rights of individuals of Iranian heritage seriously and works to defend those rights.

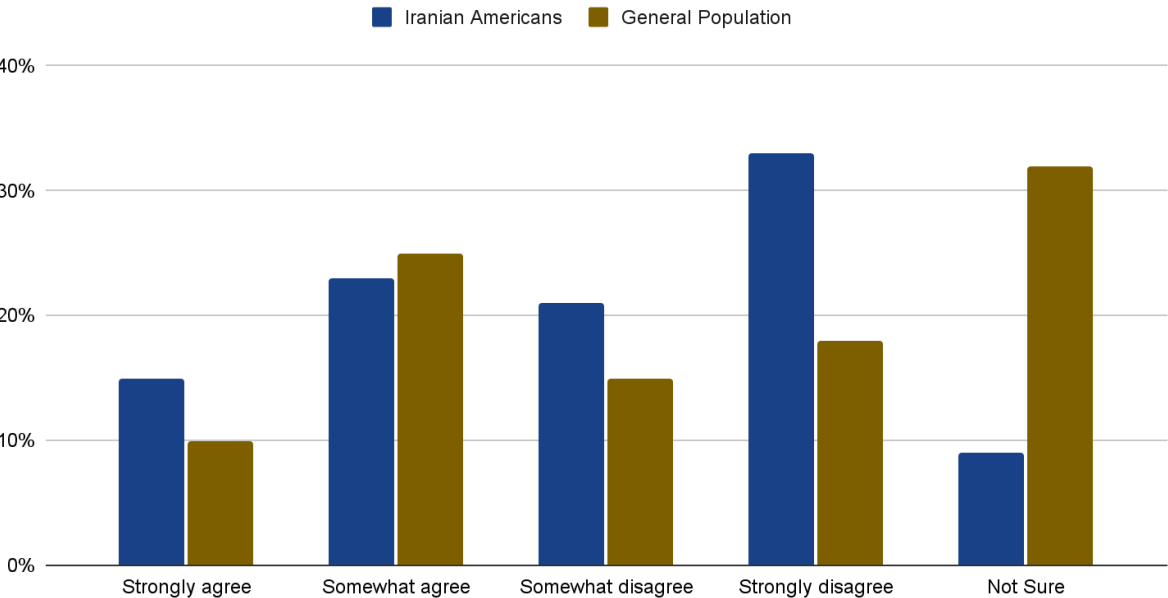
Iranian-American confidence in U.S. civil rights protections

% who ___ that the U.S. takes civil rights of those with Iranian heritage seriously



Source: NIAC Iranian-American Survey conducted by YouGov May 10 - June 2, 2025.
Note: Weighted percentages shown.

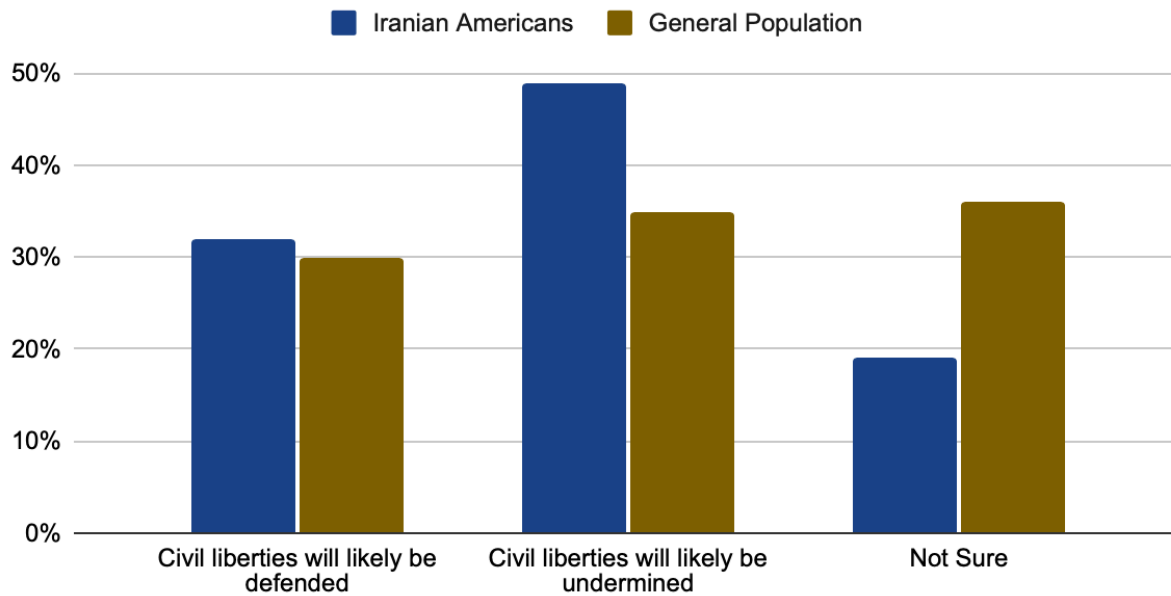
Do you agree or disagree with the following statement? I think the U.S. government takes the civil rights of individuals of Iranian heritage seriously and



	Iranian Americans	General Population
Strongly agree	15%	10%
Somewhat agree	23%	25%
Somewhat disagree	21%	15%
Strongly disagree	33%	18%
Not Sure	9%	32%

Do you believe the civil liberties of Iranian Americans and Iranian nationals here in the United States will be defended or be undermined in the months and years to come?

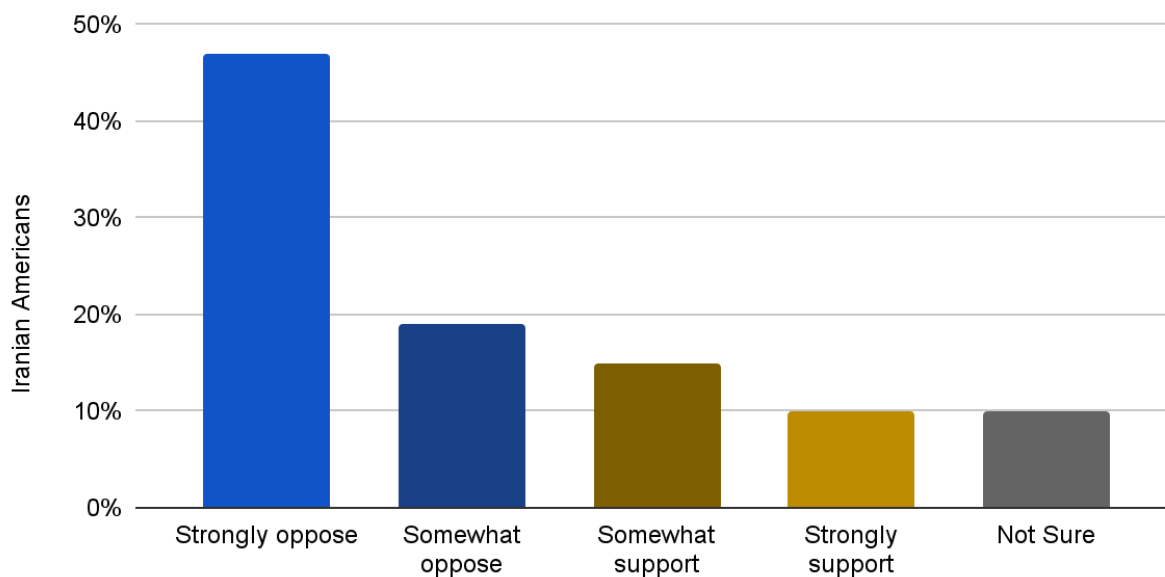
Do you believe the civil liberties of Iranian Americans and Iranians here in the U.S. will be defended or be undermined?



	Iranian Americans	General Population
Civil liberties will likely be defended	32%	30%
Civil liberties will likely be undermined	49%	35%
Not Sure	19%	36%

Some U.S. lawmakers have called for a ban on Americans, including Iranian Americans, from traveling from the U.S. to Iran. What best describes your opinion on these proposals?

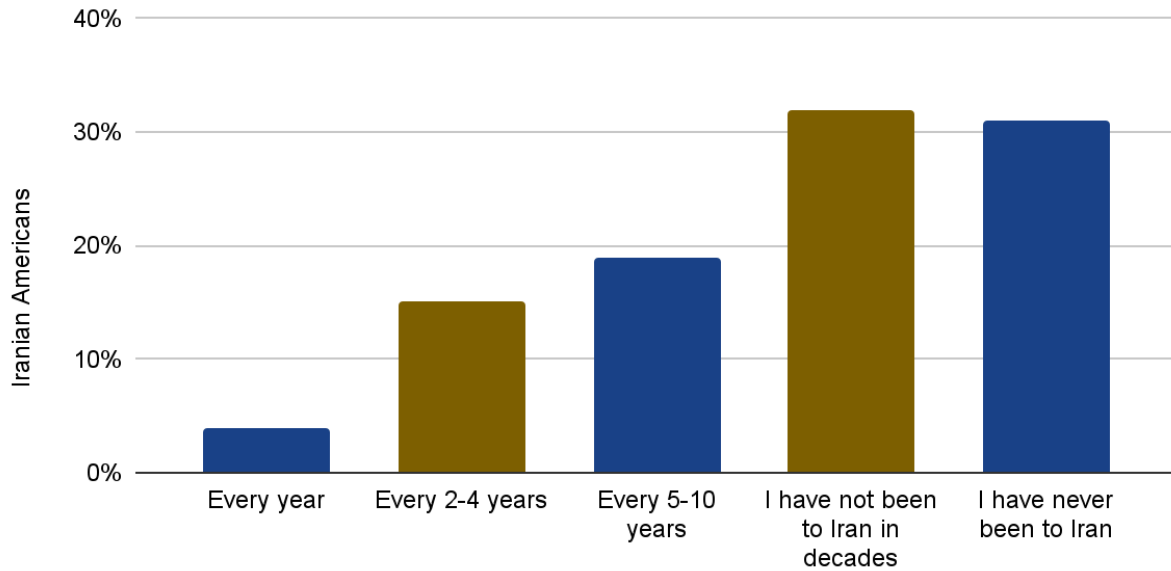
Iranian Americans: what best describes your opinion on calls for a ban on traveling from the U.S. to Iran?



	Iranian Americans
Strongly oppose	47%
Somewhat oppose	19%
Somewhat support	15%
Strongly support	10%
Not Sure	10%

What best describes how often you travel to Iran?

Iranian Americans: What best describes how often you travel to Iran?

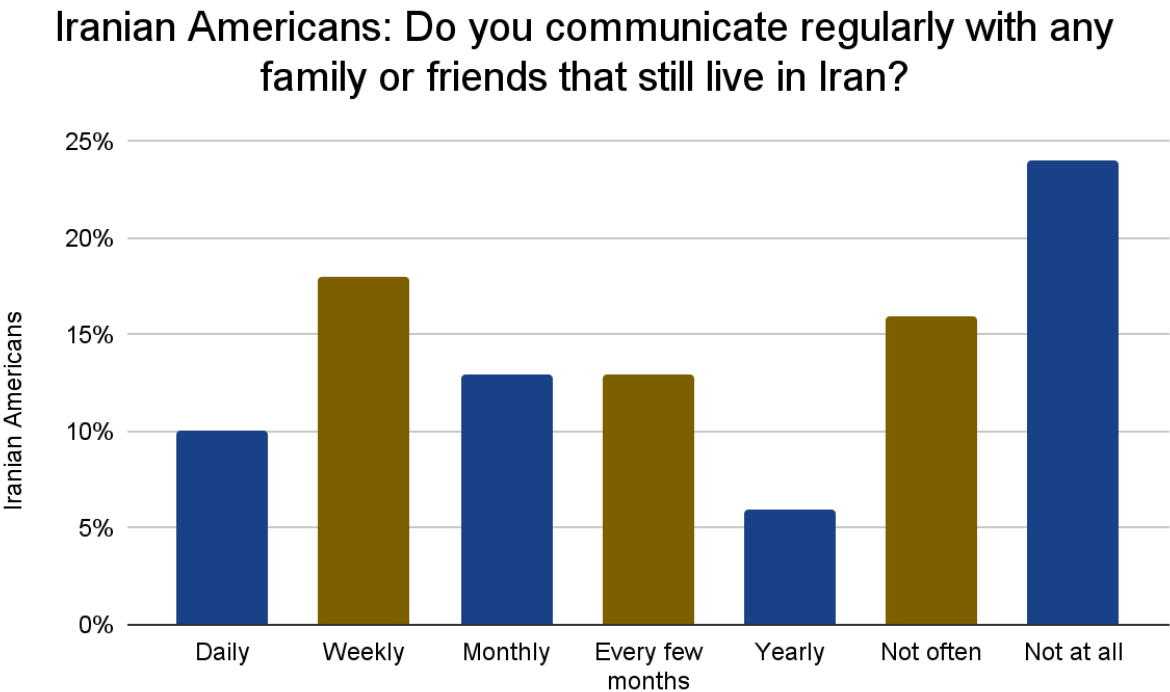


	Iranian Americans
Every year	4%
Every 2-4 years	15%
Every 5-10 years	19%
I have not been to Iran in decades	32%
I have never been to Iran	31%

Have you ever traveled to Iran?

	General Population
Yes	2%
No	98%

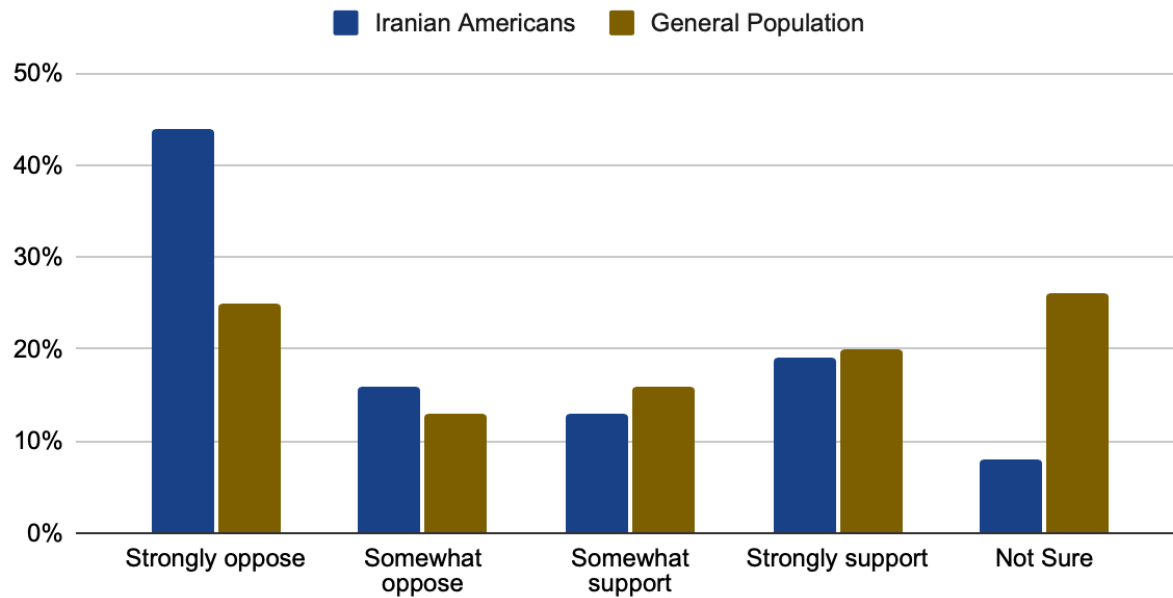
Do you communicate regularly with any family or friends that still live in Iran?



	Iranian Americans
Daily	10%
Weekly	18%
Monthly	13%
Every few months	13%
Yearly	6%
Not often	16%
Not at all	24%

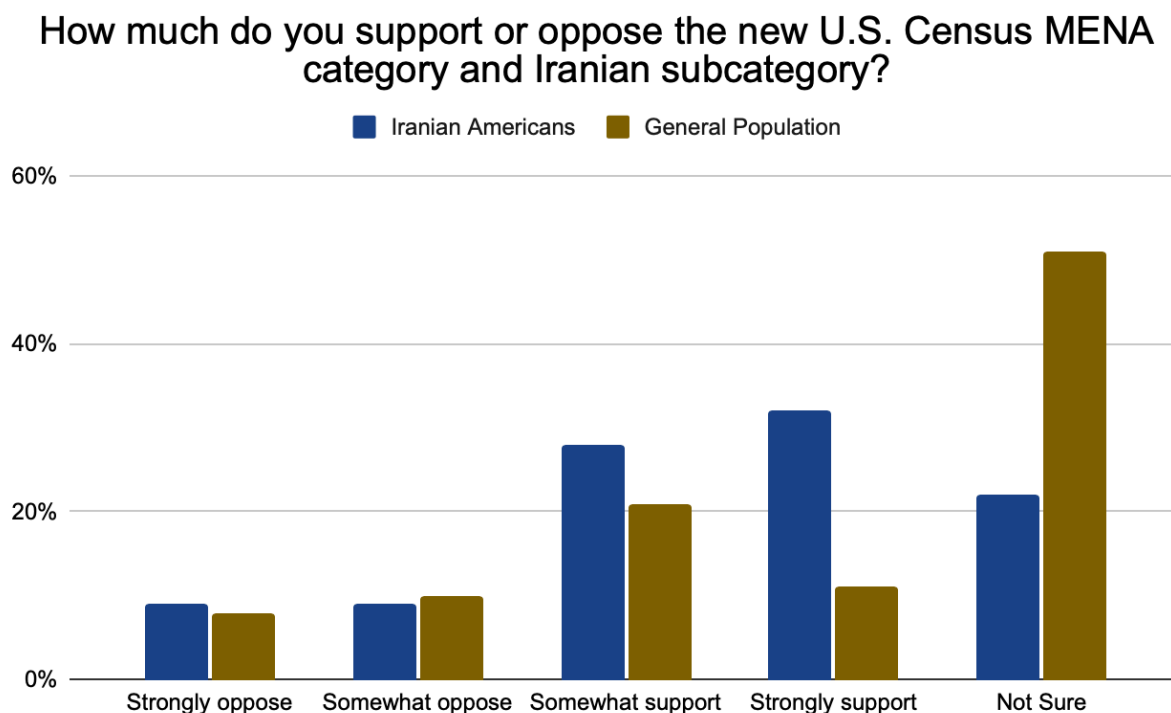
Do you oppose or support the military action Israel has taken in Gaza?

Do you oppose or support the military action Israel has taken in Gaza?



	Iranian Americans	General Population
Strongly oppose	44%	25%
Somewhat oppose	16%	13%
Somewhat support	13%	16%
Strongly support	19%	20%
Not Sure	8%	26%

The U.S. Census Bureau recently added Middle Eastern and North African (MENA) as a category with an Iranian subcategory to its race and ethnicity standards. How much do you support or oppose this change?



	Iranian Americans	General Population
Strongly oppose	9%	8%
Somewhat oppose	9%	10%
Somewhat support	28%	21%
Strongly support	32%	11%
Not Sure	22%	51%

Within the past year, have you personally experienced any of the following behaviors directed at you because of your heritage or ethnicity? (Select all that apply)

	Iranian Americans	General Population
People asking "Where are you <i>really</i> from?"	28%	8%
People acting as if you do not speak English	12%	4%
Receiving noticeably worse service (e.g., at stores, restaurants)	13%	6%
Being called offensive names or insults	15%	7%
Experiencing offensive gestures (mock accents, etc.)	11%	5%
Being told to "go back" to your country	14%	4%
People acting fearful or avoiding you physically	9%	5%
Being threatened with physical harm or harassed in an intimidating way	5%	4%
None of the above	51%	78%
Prefer not to answer	3%	5%

Have you ever experienced any of the following with a U.S. financial institution? (Select all that apply)

	Iranian Americans	General Population
Had an account closed with minimal or no explanation	9%	5%
Been denied banking services	9%	7%
Experienced unusual delays or additional scrutiny for financial transactions	13%	7%
Been asked questions specifically related to residence or connections with Iran	14%	3%
None of the above	71%	80%
Prefer not to answer	3%	4%

Demographic Information

What racial or ethnic group best describes you?

	Iranian Americans	General Population
White	23%	67%
Black or African-American	4%	12%
Hispanic or Latino	1%	9%
Asian or Asian-American	3%	4%
Middle Eastern	48%	<1%
Two or more races	13%	3%
Other	7%	2%

When did the first member of your family come from Iran to the United States? (360 Respondents)

	Iranian Americans
Prior to or during the 1978-1979 revolution	74%
Between 1980-1989	19%
Between 1990-2008	6%
Between 2009-2015	0%
2016 or later	0%

In what year did you first come to live in the United States? (223 Respondents)

	Iranian Americans
1960-1964	2%
1965-1969	1%
1970-1974	7%
1975-1979	28%
1980-1984	10%
1985-1989	9%
1990-1994	5%
1995-1999	5%
2000-2004	6%
2005-2009	8%
2010-2014	13%
2015-2019	4%
2020-2024	0%

What is the highest level of education you have completed?

	Iranian Americans	General Population
Did not graduate from high school	1%	10%
High school graduate	8%	28%
Some college, but no degree (yet)	19%	17%
2-year college degree	10%	11%
4-year college degree	31%	21%
Postgraduate degree (MA, MBA, MD, JD, PhD, etc.)	30%	12%

What is your gender?

	Iranian Americans	General Population
Man	52%	47%
Woman	47%	51%
Non-binary	1%	<1%
Other	0%	<1%

What best describes you?

	Iranian Americans
First generation (I immigrated to the United States)	38%
Second generation (My parents or parent immigrated to the United States)	41%
Third generation (My grandparents or grandparent immigrated to the United States)	16%
Other	5%

Which of your parents are of Iranian heritage?

	Iranian Americans
Both parents	59%
Only my father	28%
Only my mother	8%
Prefer not to answer	5%

Which ethnic or cultural background(s) do you identify with? (Select all that apply)

	Iranian Americans
Persian	71%
Azeri/Turkish	4%
Kurdish	4%
Armenian	7%
Gilaki	2%
Mazanderani	2%
Arab	10%
Balochi	2%
Turkmen	1%
Assyrian	3%
Lur	2%
Other	10%

Which religious identification(s) do you currently hold? (Select all that apply)

	Iranian Americans
Muslim - Shia	18%
Muslim - Sunni	8%
Zoroastrian	4%
Baha'i	4%
Jewish	8%
Christian	20%
Atheist or Agnostic	18%
None	23%
Other	5%

For each category you listed, indicate below how strongly you identify with this aspect of yourself:*

	Not at All Very Important	Not Very Important	Somewhat Important	Very Important	Essential to Who I am
Iranian (n = 568)	9%	9%	21%	33%	29%
American (n = 565)	2%	5%	21%	40%	32%
Persian (n = 408)	4%	4%	26%	31%	35%
Azeri/Turkish (n = 27)	16%	15%	31%	26%	11%
Kurdish (n = 26)	5%	22%	45%	11%	17%
Armenian (n = 39)	6%	7%	37%	43%	7%
Gilaki (n = 15)	6%	25%	36%	29%	5%
Mazanderani (n = 14)	17%	25%	22%	26%	0%
Arab (n = 54)	6%	5%	28%	51%	10%
Balochi (n = 17)	3%	18%	58%	21%	0%
Turkmen (n = 11)	9%	32%	30%	14%	15%
Assyrian (n = 10)	0%	0%	28%	72%	0%
Lur (n = 12)	6%	13%	32%	39%	10%
Other (n = 40)	4%	5%	9%	32%	51%

* for identities with response rates lower than n = 100, it is difficult to draw conclusions based on the responses we have received. However, the results - while likely not representative - have been included.

For each category you listed, indicate below how strongly you identify with this aspect of yourself:*(cont.)

	Not at All Very Important	Not Very Important	Somewhat Important	Very Important	Essential to Who I am
Muslim - Shia (n = 97)	21%	7%	24%	18%	29%
Muslim - Sunni (n = 48)	6%	2%	20%	35%	37%
Zoroastrian (n = 24)	3%	11%	34%	38%	14%
Baha'i (n = 21)	6%	0%	29%	40%	25%
Jewish (n = 46)	2%	6%	8%	19%	66%
Christian (n = 112)	1%	8%	15%	33%	43%
Atheist or Agnostic (n = 107)	9%	19%	23%	28%	22%
Other (n = 24)	0%	0%	9%	31%	60%

* for identities with response rates lower than n = 100, it is difficult to draw conclusions based on the responses we have received. However, the results - while likely not representative - have been included.

How well do you speak and understand Persian/Farsi?

	Iranian Americans
Very well - I can talk about anything in Persian/Farsi	38%
Well - I can handle everyday conversations in Persian/Farsi	26%
Not well - I know some words and phrases in Persian/Farsi	21%
Not at all - I don't speak or understand Persian/Farsi	15%

Where did you complete each level of education?

	Entirely in Iran	Split between Iran and the United States	Entirely in the United States	Another country
High school graduate (n = 240)	50%	9%	33%	8%
2-year college degree (n = 12)	0%	6%	87%	6%
4-year college degree (n = 203)	22%	7%	67%	4%
Postgraduate degree (MA, MBA, MD, JD, PhD, etc.) (n = 111)	11%	5%	78%	6%

Where were you born? (243 Respondents)

	Iranian Americans
Tehran	50%
Mashhad, Karaj, Tabriz, Isfahan, Shiraz, Ahwaz, or Qom	22%
Another city	13%
A rural area	4%
Outside of Iran (another country)	11%

Where was your primary residence in the twelve months before migrating to the United States? (243 Respondents)

	Iranian Americans
Tehran	52%
Mashhad, Karaj, Tabriz, Isfahan, Shiraz, Ahwaz, or Qom	16%
Another city	7%
A rural area	4%
Outside of Iran (another country)	21%

Where was your father born?

	Iranian Americans
Tehran	41%
Mashhad, Karaj, Tabriz, Isfahan, Shiraz, Ahwaz, or Qom	22%
Another city	20%
A rural area	12%
Outside of Iran (another country)	1%
Not sure	3%

Where was your mother born?

	Iranian Americans
Tehran	43%
Mashhad, Karaj, Tabriz, Isfahan, Shiraz, Ahwaz, or Qom	29%
Another city	16%
A rural area	7%
Outside of Iran (another country)	4%
Not sure	1%

What was the highest level of education that your father completed?

	Iranian Americans
Did not graduate from high school	13%
High school graduate	18%
2-year college degree	10%
4-year college degree	26%
Postgraduate degree (MA, MBA, MD, JD, PhD, etc.)	28%
Not sure	4%

Where did your father receive his highest level of education? (332 Respondents)

	Iranian Americans
Iran	20%
The United States	67%
A combination of both	5%
Somewhere Else	5%
Not sure	3%

What was the highest level of education that your mother completed?

	Iranian Americans
Did not graduate from high school	14%
High school graduate	29%
2-year college degree	12%
4-year college degree	26%
Postgraduate degree (MA, MBA, MD, JD, PhD, etc.)	15%
Not sure	4%

Where did your mother receive her highest level of education? (328 Respondents)

	Iranian Americans
Iran	17%
The United States	74%
A combination of both	4%
Somewhere Else	3%
Not sure	1%

Which of the following best describes your current employment status?

	Iranian Americans	General Population
Employed full-time (35+ hours per week)	50%	37%
Employed part-time (less than 35 hours per week)	7%	11%
Self-employed or working in family business	14%	5%
Temporarily absent from work (illness, vacation, maternity/paternity leave, etc.)	1%	<1%
Unemployed and actively looking for work	4%	6%
Unemployed and not looking for work	1%	2%
Unable to work due to disability	0%	8%
Retired	15%	20%
Student (not working)	4%	3%
Taking care of home or family	2%	7%
Other	1%	<1%

Thinking back over the last year, what was your family's annual income?

	Iranian Americans	General Population
Less than \$10,000	3%	4%
\$10,000 - \$19,999	2%	10%
\$20,000 - \$29,999	4%	8%
\$30,000 - \$39,999	3%	9%
\$40,000 - \$49,999	4%	7%
\$50,000 - \$59,999	7%	5%
\$60,000 - \$69,999	6%	6%
\$70,000 - \$79,999	8%	6%
\$80,000 - \$99,999	10%	8%
\$100,000 - \$119,999	8%	9%
\$120,000 - \$149,999	8%	7%
\$150,000 - \$199,999	8%	7%
\$200,000 - \$249,999	6%	2%
\$250,000 - \$349,999	6%	1%
\$350,000 - \$499,999	3%	<1%
\$500,000 or more	4%	<1%
Prefer not to say	11%	10%

How many of your friends in the U.S. are Iranians?

	Iranian Americans
All of them	4%
Most of them	21%
Some of them	39%
Hardly any of them	26%
None of them	10%

Do you have friends in the U.S. who are of Iranian heritage?

	General Population
Yes	12%
No	77%
I Don't Know	10%

How many of your friends in the U.S. share the same religion as you?

	Iranian Americans	General Population
All of them	3%	6%
Most of them	32%	32%
Some of them	47%	43%
Hardly any of them	10%	9%
None of them	8%	10%

What is your marital status?

	Iranian Americans	General Population
Married	54%	44%
Separated	1%	1%
Divorced	10%	12%
Widowed	3%	6%
Never married	28%	32%
Domestic / civil partnership	4%	6%

(Asked of those who indicated they had a spouse/partner) Is/was this person of Iranian origin or descent?
(402 Respondents)

	Iranian Americans
Yes	48%
No	52%

How important do you think it is for people of Iranian descent to marry others who are also of Iranian descent?

	Iranian Americans
Very important	10%
Somewhat important	19%
Not very important	29%
Not at all important	38%
Not sure	4%

Do you regularly speak a language other than English at home?

	Iranian Americans
Yes, I regularly speak Persian/Farsi at home	46%
Yes, but not Persian/Farsi	6%
No	47%

Do you regularly speak a language other than English at home?

	General Population
Yes	15%
No	85%

Compared to your parents when they were the age you are now, how would you describe your own standard of living?

	Iranian Americans	General Population
Much better than theirs	32%	19%
Somewhat better than theirs	27%	26%
About the same as theirs	23%	23%
Somewhat worse than theirs	13%	17%
Much worse than theirs	3%	9%
Not sure	2%	6%

Political Orientation

In general, how would you describe your own political viewpoint?

	Iranian Americans	General Population
Very liberal	19%	11%
Liberal	20%	16%
Moderate	32%	33%
Conservative	17%	22%
Very conservative	7%	11%
Not sure	5%	7%

Generally speaking, do you think of yourself as a ...?

	Iranian Americans
Democrat	37%
Republican	21%
Independent	34%
Other	4%
Not sure	4%

	Iranian Americans
Strong Democrat	26%
Not very strong Democrat	10%
Strong Republican	15%
Not very strong Republican	6%
Lean Democrat	13%
Lean Republican	8%
Independent	18%
Not Sure	4%

Who did you vote for in the election for President in 2024?

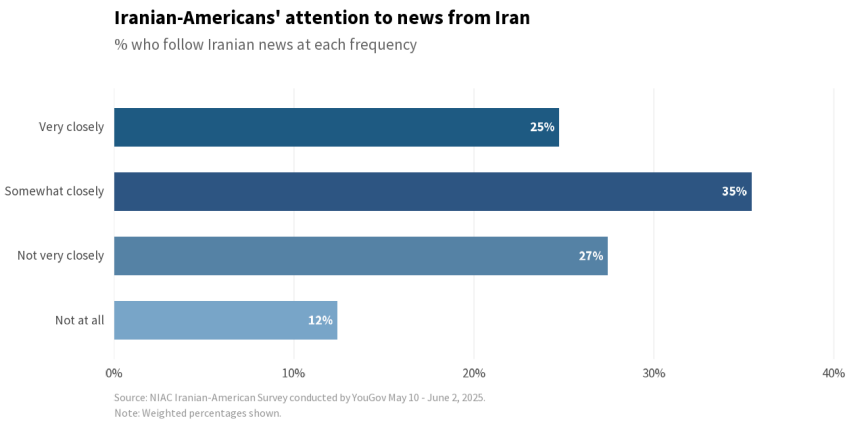
	Iranian Americans	General Population
Kamala Harris	46%	37%
Donald Trump	34%	38%
Robert F. Kennedy, Jr.	1%	0%
Jill Stein	4%	0%
Cornel West	1%	0%
Chase Oliver	1%	0%
Other	1%	1%
Did not vote for President	13%	23%

Who did you vote for in the election for President in 2020?

	Iranian Americans	General Population
Joe Biden	54%	32%
Donald Trump	27%	30%
Jo Jorgensen	1%	1%
Howie Hawkins	1%	0%
Other	1%	1%
Did not vote for President	16%	37%

Political Knowledge and Media Consumption

How closely do you follow news about political and social developments in Iran?



	Iranian Americans	General Population
Very closely - I follow Iranian news daily	25%	4%
Somewhat closely - I check Iranian news at least weekly	35%	15%
Not very closely - I occasionally check Iranian news	27%	37%
Not at all - I rarely or never follow news from Iran	12%	44%

Please answer the following questions based on your own knowledge, without using outside sources. It is fine if you do not know, just give your best guess.

Who is currently the Supreme Leader of Iran?

	Iranian Americans	General Population
Hassan Rouhani	3%	6%
Ali Khamenei	74%	31%
Mohammad-Bagher Qalibaf	3%	2%
Mohammad Khatami	3%	3%
Not Sure	17%	57%

In Iran's political system, which body has the authority to approve or disqualify candidates for elected office?

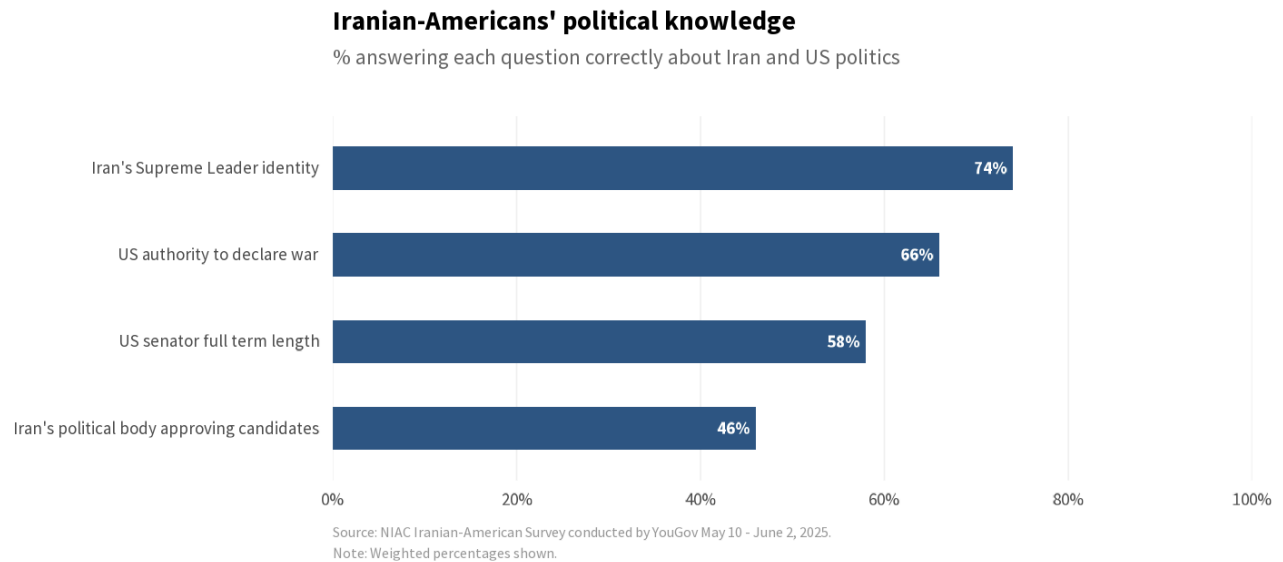
	Iranian Americans	General Population
The Parliament (Majles)	17%	12%
The President's Office	4%	5%
The Guardian Council	46%	16%
The Supreme Court	6%	5%
Not Sure	27%	62%

How many years is a U.S. Senator's full term?

	Iranian Americans	General Population
2 years	12%	7%
4 years	18%	18%
6 years	58%	53%
8 years	4%	6%
Not Sure	8%	15%

Which branch of the U.S. government has the constitutional authority to declare war?

	Iranian Americans	General Population
The President	20%	21%
Congress	66%	58%
The Supreme Court	1%	1%
The Department of Defense	4%	8%
Not Sure	8%	11%



What sources do you rely on for learning about news from Iran? (Select all that apply)

	Iranian Americans
English-language newspapers	42%
English-language cable news	37%
Podcasts	23%
Social media	53%
Persian-language news from abroad	30%
Persian-language news from Iran	17%
Word of mouth from friends and family	38%
Other	6%
None of the above	6%

	General Population
Newspapers	30%
Cable news	43%
Podcasts	22%
Social media	44%
Word of mouth from friends and family	22%
Other	13%
None of the above	12%

What social media platforms do you regularly use? (Select all that apply)

	Iranian Americans	General Population
Facebook	57%	68%
Instagram	63%	43%
Twitter/X	35%	26%
Telegram	21%	11%
WhatsApp	41%	21%
TikTok	37%	27%
LinkedIn	26%	16%
None	9%	15%